



### District Report Card: 2017


<b>State:</b> Arunachal Pradesh	<b>District:</b> Lower Subansiri
<b>Class:</b> 5	<b>Subject:</b> Language
<b>Schools:</b> 50	<b>Students:</b> 371


### Participation/Coverage


#### Students

<b>GENDER</b> 	Boys		Girls	
	Number	%	Number	%
	186	50.13	185	49.87

<b>AREA</b> 	Rural		Urban	
	Number	%	Number	%
	307	82.75	64	17.25

<b>CATEGORY</b> 	SC		ST		OBC		GEN	
	Number	%	Number	%	Number	%	Number	%
	13	3.50	314	84.64	11	2.96	33	8.89

<b>CWSN</b> 	LD	VI	HI	S&LD	ID	Oth
	0	0	0	0	0	0

<b>Management</b> 	Government		Government-aided	
	Number	%	Number	%
	292	78.71	79	21.29

### Average Performance of Students in Language (%)

Overall	Gender		Area		Management		Social Group			
	Male	Female	Rural	Urban	Govt.	Aided	SC	ST	OBC	GEN
48.55	48.14	48.97	49.45	44.27	47.33	53.08	59.49	48.68	46.67	43.64

## Performance on Learning Outcomes (LOs)

Learning Outcomes	Description	Average Performance(%)
L504	Reads and comprehends independently storybooks, news items/ headlines, advertisements etc.	45.07
L508	Reads text with comprehension, locates details and sequence of events	50.30

Range of Performance of Students who Answered Correctly							
Below 30%		30% - 50%		50% - 75%		Above 75%	
Number	%	Number	%	Number	%	Number	%
80	21.56	128	34.50	120	32.35	43	11.59

## Lowest Performing Learning Outcomes (LOs)

- 1 - Reads and comprehends independently storybooks, news items/ headlines, advertisements etc. (45.07)
- 2 - Reads text with comprehension, locates details and sequence of events (50.30)